

Roster Spot Used

Coaching Staff

Michael Gilray Head Coach
 Carl Nienhuis Assistant Coach
 Kierra Noot Assistant Coach
 Katie Peacock Assistant Coach
 Alanna Blumhagen Trainer
 Steve Tuckwood Athletic Director

2015 -16

Logo Here

Abbotsford

CASCADES

| | | | | | | | | | | | | |
|-------------|-------------|-------------|-------------|-------------|-------------|-------------|-------------|-------------|-------------|-------------|-----|-----|
| Fri | Sat | Fri | Sat | Fri | Sat | Fri | Sat | Fri | Sat | Fri | Sat | Fri |
| 16-Oct-2015 | 17-Oct-2015 | 23-Oct-2015 | 24-Oct-2015 | 30-Oct-2015 | 31-Oct-2015 | 13-Nov-2015 | 14-Nov-2015 | 20-Nov-2015 | 21-Nov-2015 | 27-Nov-2015 | | |
| CBC | CBC | Douglas | Douglas | VIU | VIU | Camosun | Camosun | COTR | COTR | Capilano | | |
| Away | Home | Away | Away | Home | Home | Away | Away | Away | Away | Home | | |

International Status in Darker Blue

SETS Played that Match >>>>

14 MAX

1

2

3

4

5






| ATHLETE | Hometown | High School | Height | Institution | ELIGIBILITY | | | | | LEAGUE | | | TOP 15 | Team Sets Played | Totals | W 3-2 | W 3-1 | L 0-3 | L 1-3 | L 0-3 | L 1-3 | L 2-3 | L 1-3 | W 3-1 | L 2-3 | W 3-1 | |
|-----------------|-----------------|----------------------|--------|-------------|-------------|-------------|-------------|-------------|-------------|--------|---------|----|--------|------------------|--------|-------|-------|-------|-------|-------|-------|-------|-------|-------|-------|-------|-----|
| Jersey # | | | | | YR | 1st | 2nd | 3rd | 4th | 5th | STAT | SP | AVG | Need 50% | | | | | | | | | | | | | |
| Robertson Kelly | Regina, SK | Greenall HS | 5'9" | UFV | 2 | UFV 2014-15 | UFV 2015-16 | | | | Digs | 89 | 2.81 | 93% | 96 | 250 | 6 | 0 | 8 | 2 | 3 | 1 | 8 | 11 | 16 | 13 | 14 |
| Robertson Kelly | Regina, SK | Greenall HS | 5'9" | UFV | | | | | | | Kills | 89 | 2.31 | 93% | 96 | 206 | 4 | 0 | 3 | 1 | 3 | 2 | 10 | 4 | 13 | 14 | 12 |
| Robertson Kelly | Regina, SK | Greenall HS | 5'9" | UFV | | | | | | | Blocks | 89 | 0.16 | 93% | 96 | 14 | 0 | 0 | 0 | 0 | 0 | 0 | 0 | 1 | 3 | 2 | 1 |
| Robertson Kelly | Regina, SK | Greenall HS | 5'9" | UFV | | | | | | | Aces | 89 | 0.11 | 93% | 96 | 10 | 0 | 0 | 0 | 0 | 0 | 0 | 1 | 0 | 0 | 1 | 0 |
| Robertson Kelly | Regina, SK | Greenall HS | 5'9" | UFV | | | | | | | TTL Off | 89 | 2.58 | 93% | 96 | 230 | 4 | 0 | 3 | 1 | 3 | 2 | 11 | 5 | 16 | 17 | 13 |
| Kidd Chelsea | Surrey, BC | Clayton Heights Sec. | 5'10" | UFV | 1 | UFV 2015-16 | | | | | Digs | 57 | 1.47 | 59% | 96 | 84 | 11 | 5 | 0 | 10 | 8 | 3 | 3 | 0 | 1 | 2 | 1 |
| Kidd Chelsea | Surrey, BC | Clayton Heights Sec. | 5'10" | UFV | | | | | | | Kills | 57 | 1.18 | 59% | 96 | 67 | 7 | 2 | 2 | 10 | 1 | 5 | 3 | 0 | 0 | 0 | 2 |
| Kidd Chelsea | Surrey, BC | Clayton Heights Sec. | 5'10" | UFV | | | | | | | Blocks | 57 | 0.09 | 59% | 96 | 5 | 1 | 0 | 0 | 0 | 1 | 0 | 0 | 0 | 0 | 0 | 0 |
| Kidd Chelsea | Surrey, BC | Clayton Heights Sec. | 5'10" | UFV | | | | | | | Aces | 57 | 0.23 | 59% | 96 | 13 | 0 | 2 | 0 | 2 | 0 | 2 | 1 | 1 | 1 | 0 | 0 |
| Kidd Chelsea | Surrey, BC | Clayton Heights Sec. | 5'10" | UFV | | | | | | | TTL Off | 57 | 1.49 | 59% | 96 | 85 | 8 | 4 | 2 | 12 | 2 | 7 | 4 | 1 | 1 | 0 | 2 |
| Davidson Amy | North Delta, BC | Seaquam Sec. | 5'9" | UFV | 2 | UFV 2014-15 | UFV 2015-16 | | | | Digs | 88 | 3.92 | 92% | 96 | 345 | 1 | 0 | 1 | 9 | 18 | 14 | 16 | 3 | 24 | 21 | 23 |
| Davidson Amy | North Delta, BC | Seaquam Sec. | 5'9" | UFV | | | | | | | Kills | 88 | 0.00 | 92% | 96 | 0 | 0 | 0 | 0 | 0 | 0 | 0 | 0 | 0 | 0 | 0 | 0 |
| Davidson Amy | North Delta, BC | Seaquam Sec. | 5'9" | UFV | | | | | | | Blocks | 88 | 0.00 | 92% | 96 | 0 | 0 | 0 | 0 | 0 | 0 | 0 | 0 | 0 | 0 | 0 | 0 |
| Davidson Amy | North Delta, BC | Seaquam Sec. | 5'9" | UFV | | | | | | | Aces | 88 | 0.01 | 92% | 96 | 1 | 0 | 0 | 1 | 0 | 0 | 0 | 0 | 0 | 0 | 0 | 0 |
| Davidson Amy | North Delta, BC | Seaquam Sec. | 5'9" | UFV | | | | | | | TTL Off | 88 | 0.01 | 92% | 96 | 1 | 0 | 0 | 1 | 0 | 0 | 0 | 0 | 0 | 0 | 0 | 0 |
| Huber Monique | Vancouver, BC | Carson Graham Sec. | 5'11" | UFV | 3 | UFV 2013-14 | UFV 2014-15 | UFV 2015-16 | | | Digs | 71 | 0.54 | 74% | 96 | 38 | 1 | 2 | 2 | 0 | 3 | 3 | 4 | 2 | 3 | 4 | 4 |
| Huber Monique | Vancouver, BC | Carson Graham Sec. | 5'11" | UFV | | | | | | | Kills | 71 | 1.39 | 74% | 96 | 99 | 4 | 10 | 8 | 3 | 8 | 7 | 9 | 4 | 6 | 6 | 8 |
| Huber Monique | Vancouver, BC | Carson Graham Sec. | 5'11" | UFV | | | | | | | Blocks | 71 | 0.24 | 74% | 96 | 17 | 2 | 0 | 2 | 1 | 1 | 2 | 1 | 2 | 3 | 1 | 1 |
| Huber Monique | Vancouver, BC | Carson Graham Sec. | 5'11" | UFV | | | | | | | Aces | 71 | 0.63 | 74% | 96 | 45 | 4 | 2 | 0 | 7 | 1 | 1 | 4 | 2 | 2 | 2 | 5 |
| Huber Monique | Vancouver, BC | Carson Graham Sec. | 5'11" | UFV | | | | | | | TTL Off | 71 | 2.27 | 74% | 96 | 161 | 10 | 12 | 10 | 11 | 10 | 10 | 14 | 8 | 11 | 9 | 14 |
| Flores Ray | Vancouver, BC | St. Pats | | UFV | 4 | DC 2011-12 | DC 2012-13 | DC 2013-14 | UFV 2015-16 | | Digs | 79 | 1.67 | 82% | 96 | 132 | 20 | 12 | 6 | 7 | 0 | 0 | 3 | 12 | 4 | 2 | Inj |
| Flores Ray | Vancouver, BC | St. Pats | | UFV | | | | | | | Kills | 79 | 0.00 | 82% | 96 | 0 | 0 | 0 | 0 | 0 | 0 | 0 | 0 | 0 | 0 | 0 | Inj |
| Flores Ray | Vancouver, BC | St. Pats | | UFV | | | | | | | Blocks | 79 | 0.00 | 82% | 96 | 0 | 0 | 0 | 0 | 0 | 0 | 0 | 0 | 0 | 0 | 0 | Inj |
| Flores Ray | Vancouver, BC | St. Pats | | UFV | | | | | | | Aces | 79 | 0.10 | 82% | 96 | 8 | 0 | 0 | 0 | 0 | 0 | 0 | 2 | 0 | 0 | 0 | Inj |

| International Status in Darker Blue | | | | | | SETS Played that Match >>>> | | | | | | | | | | 96 | 5 | 4 | 3 | 4 | 3 | 4 | 5 | 4 | 4 | 5 | 4 | |
|-------------------------------------|------------------|-------------------|-------------------|--------|-------------|-----------------------------|-------------|-------------|-------------|-------------|-------------|---------|------|----------|------------------|--------|-------|-------|-------|-------|-------|-------|-------|-------|-------|-------|-------|----|
| 14 MAX | ATHLETE | Hometown | High School | Height | Institution | ELIGIBILITY | | | | | LEAGUE | | | TOP 15 | Team Sets Played | Totals | W 3-2 | W 3-1 | L 0-3 | L 1-3 | L 0-3 | L 1-3 | L 2-3 | L 1-3 | W 3-1 | L 2-3 | W 3-1 | |
| 6 | Flores Ray | Vancouver, BC | St. Pats | | UFV | | | | | | TTL Off | 79 | 0.10 | 82% | 96 | 8 | 0 | 0 | 0 | 0 | 0 | 0 | 2 | 0 | 0 | 0 | Inj | |
| | Jersey # 6 | | | | | 1st | 2nd | 3rd | 4th | 5th | STAT | SP | AVG | Need 50% | 96 | 5 | 4 | 3 | 4 | 3 | 4 | 5 | 4 | 4 | 5 | 4 | | |
| | Blandford Nicole | Surrey, BC | North Surrey Sec. | 5'8" | UFV | 5 | UFV 2011-12 | UFV 2012-13 | UFV 2013-14 | UFV 2014-15 | UFV 2015-16 | Digs | 96 | 2.28 | 100% | 96 | 219 | 5 | 12 | 7 | 3 | 2 | 9 | 13 | 12 | 2 | 5 | 10 |
| | Blandford Nicole | Surrey, BC | North Surrey Sec. | 5'8" | UFV | | | | | | | Kills | 96 | 0.18 | 100% | 96 | 17 | 0 | 0 | 0 | 1 | 0 | 0 | 0 | 1 | 1 | 3 | |
| | Blandford Nicole | Surrey, BC | North Surrey Sec. | 5'8" | UFV | | | | | | | Blocks | 96 | 0.15 | 100% | 96 | 14 | 0 | 0 | 0 | 0 | 0 | 1 | 1 | 1 | 2 | 0 | |
| | Blandford Nicole | Surrey, BC | North Surrey Sec. | 5'8" | UFV | | | | | | | Aces | 96 | 0.56 | 100% | 96 | 54 | 9 | 2 | 0 | 0 | 0 | 1 | 0 | 1 | 0 | 1 | 4 |
| Blandford Nicole | Surrey, BC | North Surrey Sec. | 5'8" | UFV | | | | | | | TTL Off | 96 | 0.89 | 100% | 96 | 85 | 9 | 2 | 0 | 1 | 0 | 1 | 1 | 2 | 2 | 4 | 7 | |
| 7 | Jersey # 7 | | | | | 1st | 2nd | 3rd | 4th | 5th | STAT | SP | AVG | Need 50% | 88 | 5 | 4 | 3 | 4 | 3 | 4 | 5 | 4 | 4 | 5 | 4 | | |
| | Funk Rachel | Surrey, BC | Pacific Academy | 5'6" | UFV | 2 | UFV 2014-15 | UFV 2015-16 | | | | Digs | 88 | 2.50 | 92% | 96 | 220 | 17 | 8 | 6 | 13 | 2 | 10 | 10 | 7 | 18 | 17 | 3 |
| | Funk Rachel | Surrey, BC | Pacific Academy | 5'6" | UFV | | | | | | | Kills | 88 | 2.31 | 92% | 96 | 203 | 12 | 9 | 4 | 5 | 2 | 1 | 12 | 15 | 8 | 17 | 1 |
| | Funk Rachel | Surrey, BC | Pacific Academy | 5'6" | UFV | | | | | | | Blocks | 88 | 0.09 | 92% | 96 | 8 | 1 | 0 | 0 | 0 | 0 | 0 | 2 | 0 | 0 | 0 | |
| | Funk Rachel | Surrey, BC | Pacific Academy | 5'6" | UFV | | | | | | | Aces | 88 | 0.23 | 92% | 96 | 20 | 1 | 1 | 1 | 0 | 0 | 2 | 3 | 0 | 0 | 1 | 0 |
| | Funk Rachel | Surrey, BC | Pacific Academy | 5'6" | UFV | | | | | | | TTL Off | 88 | 2.63 | 92% | 96 | 231 | 14 | 10 | 5 | 5 | 2 | 3 | 17 | 15 | 8 | 18 | 1 |
| 8 | Jersey # 9 | | | | | 1st | 2nd | 3rd | 4th | 5th | STAT | SP | AVG | Need 50% | 76 | 5 | 4 | 3 | 4 | 3 | 4 | 5 | 4 | 4 | 5 | 4 | | |
| | Erikson Mandelyn | Coquitlam, BC | Charles Best Sec. | 5'11" | UFV | 2 | UFV 2014-15 | UFV 2015-16 | | | | Digs | 76 | 0.55 | 79% | 96 | 42 | 1 | 3 | 0 | 0 | 1 | 1 | 3 | 1 | 5 | 6 | 1 |
| | Erikson Mandelyn | Coquitlam, BC | Charles Best Sec. | 5'11" | UFV | | | | | | | Kills | 76 | 1.12 | 79% | 96 | 85 | 7 | 6 | 2 | 2 | 4 | 5 | 3 | 7 | 5 | 5 | 11 |
| | Erikson Mandelyn | Coquitlam, BC | Charles Best Sec. | 5'11" | UFV | | | | | | | Blocks | 76 | 0.17 | 79% | 96 | 13 | 0 | 3 | 1 | 0 | 0 | 2 | 1 | 0 | 2 | 1 | 1 |
| | Erikson Mandelyn | Coquitlam, BC | Charles Best Sec. | 5'11" | UFV | | | | | | | Aces | 76 | 0.18 | 79% | 96 | 14 | 0 | 2 | 0 | 2 | 0 | 3 | 1 | 1 | 0 | 0 | 0 |
| | Erikson Mandelyn | Coquitlam, BC | Charles Best Sec. | 5'11" | UFV | | | | | | | TTL Off | 76 | 1.47 | 79% | 96 | 112 | 7 | 11 | 3 | 4 | 4 | 10 | 5 | 8 | 7 | 6 | 12 |
| 9 | Jersey # 10 | | | | | YR | 1st | 2nd | 3rd | 4th | 5th | STAT | SP | AVG | 50% after Week 2 | 21 | | | | | | | | | | | | |
| | Randhawa Reena | Abbotsford, BC | WJ Mouat | 5'10" | UFV | 3 | CAP 2011-12 | UFV 2014-15 | UFV 2015-16 | | | Digs | 21 | 0.38 | 44% | 48 | 8 | | | | | | | | | | | |
| | Randhawa Reena | Abbotsford, BC | WJ Mouat | 5'10" | UFV | | | | | | | Kills | 21 | 0.05 | 44% | 48 | 1 | | | | | | | | | | | |
| | Randhawa Reena | Abbotsford, BC | WJ Mouat | 5'10" | UFV | | | | | | | Blocks | 21 | 0.05 | 44% | 48 | 1 | | | | | | | | | | | |
| | Randhawa Reena | Abbotsford, BC | WJ Mouat | 5'10" | UFV | | | | | | | Aces | 21 | 0.05 | 44% | 48 | 1 | | | | | | | | | | | |
| | Randhawa Reena | Abbotsford, BC | WJ Mouat | 5'10" | UFV | | | | | | | TTL Off | 21 | 0.14 | 44% | 48 | 3 | | | | | | | | | | | |
| 10 | Jersey # 11 | | | | | 1st | 2nd | 3rd | 4th | 5th | STAT | SP | AVG | Need 50% | 8 | | | | | | | | | | | | | |
| | King Cassidy | North Delta, BC | | | UFV | 1 | UFV 2015-16 | | | | | Digs | 8 | 0.13 | 8% | 96 | 1 | NL | NL | DNP | DNP | DNP | DNP | DNP | DNP | DNP | | |
| | King Cassidy | North Delta, BC | | | UFV | | | | | | | Kills | 8 | 0.00 | 8% | 96 | 0 | NL | NL | DNP | DNP | DNP | DNP | DNP | DNP | DNP | | |
| | King Cassidy | North Delta, BC | | | UFV | | | | | | | Blocks | 8 | 0.00 | 8% | 96 | 0 | NL | NL | DNP | DNP | DNP | DNP | DNP | DNP | DNP | | |
| | King Cassidy | North Delta, BC | | | UFV | | | | | | | Aces | 8 | 0.00 | 8% | 96 | 0 | NL | NL | DNP | DNP | DNP | DNP | DNP | DNP | DNP | | |
| | King Cassidy | North Delta, BC | | | UFV | | | | | | | TTL Off | 8 | 0.00 | 8% | 96 | 0 | NL | NL | DNP | DNP | DNP | DNP | DNP | DNP | DNP | | |
| 11 | Jersey # 13 | | | | | 1st | 2nd | 3rd | 4th | 5th | STAT | SP | AVG | Need 50% | 0 | | | | | | | | | | | | | |
| | Faester Christie | White Rock, BC | | | UFV | 1 | UFV 2015-16 | | | | | Digs | 0 | #DIV/0! | 0% | 96 | 0 | NL | NL | DNP | DNP | DNP | DNP | DNP | DNP | DNP | | |
| | Faester Christie | White Rock, BC | | | UFV | | | | | | | Kills | 0 | #DIV/0! | 0% | 96 | 0 | NL | NL | DNP | DNP | DNP | DNP | DNP | DNP | DNP | | |
| | Faester Christie | White Rock, BC | | | UFV | | | | | | | Blocks | 0 | #DIV/0! | 0% | 96 | 0 | NL | NL | DNP | DNP | DNP | DNP | DNP | DNP | DNP | | |
| | Faester Christie | White Rock, BC | | | UFV | | | | | | | Aces | 0 | #DIV/0! | 0% | 96 | 0 | NL | NL | DNP | DNP | DNP | DNP | DNP | DNP | DNP | | |
| | Faester Christie | White Rock, BC | | | UFV | | | | | | | TTL Off | 0 | #DIV/0! | 0% | 96 | 0 | NL | NL | DNP | DNP | DNP | DNP | DNP | DNP | DNP | | |
| 12 | Jersey # 14 | | | | | 1st | 2nd | 3rd | 4th | 5th | STAT | SP | AVG | Need 50% | 12 | | | 1 | | 1 | 4 | | | | | | | |
| | Neetz Jade | Chilliwack, BC | | | UFV | 1 | UFV 2015-16 | | | | | Digs | 12 | 0.92 | 13% | 96 | 11 | DNP | DNP | 0 | DNP | 2 | 7 | DNP | DNP | DNP | DNP | |
| | Neetz Jade | Chilliwack, BC | | | UFV | | | | | | | Kills | 12 | 0.67 | 13% | 96 | 8 | DNP | DNP | 0 | DNP | 2 | 3 | DNP | DNP | DNP | DNP | |
| | Neetz Jade | Chilliwack, BC | | | UFV | | | | | | | Blocks | 12 | 0.17 | 13% | 96 | 2 | DNP | DNP | 0 | DNP | 0 | 1 | DNP | DNP | DNP | DNP | |
| | Neetz Jade | Chilliwack, BC | | | UFV | | | | | | | Aces | 12 | 0.08 | 13% | 96 | 1 | DNP | DNP | 0 | DNP | 0 | 0 | DNP | DNP | DNP | DNP | |
| | Neetz Jade | Chilliwack, BC | | | UFV | | | | | | | TTL Off | 12 | 0.92 | 13% | 96 | 11 | DNP | DNP | 0 | DNP | 2 | 4 | DNP | DNP | DNP | DNP | |
| 12 | Jersey # 15 | | | | | 1st | 2nd | 3rd | 4th | 5th | STAT | SP | AVG | Need 50% | 92 | 5 | 4 | 3 | 4 | 3 | 3 | 5 | 4 | 4 | 4 | 4 | | |
| | Williams Kara | Mission, BC | | | UFV | 1 | UFV 2015-16 | | | | | Digs | 92 | 2.07 | 96% | 96 | 190 | 8 | 5 | 11 | 5 | 2 | 7 | 12 | 5 | 9 | 15 | 13 |
| | Williams Kara | Mission, BC | | | UFV | | | | | | | Kills | 92 | 1.05 | 96% | 96 | 97 | 9 | 9 | 0 | 1 | 0 | 3 | 1 | 0 | 2 | 0 | 3 |
| | Williams Kara | Mission, BC | | | UFV | | | | | | | Blocks | 92 | 0.30 | 96% | 96 | 28 | 1 | 3 | 3 | 0 | 0 | 1 | 1 | 0 | 0 | 2 | 0 |
| Williams Kara | Mission, BC | | | UFV | | | | | | | Aces | 92 | 0.23 | 96% | 96 | 21 | 2 | 1 | 0 | 0 | 3 | 0 | 2 | 1 | 0 | 1 | 0 | 2 |

| International Status in Darker Blue | | | | | | SETS Played that Match >>>> | | | | | | | | | | 96 | 5 | 4 | 3 | 4 | 3 | 4 | 5 | 4 | 4 | 5 | 4 |
|-------------------------------------|------------------|----------------|-------------|--------|-------------|-----------------------------|-------------|-----|-----|---------|---------|------|------|----------|------------------|--------|-------|-------|-------|-------|-------|-------|-------|-------|-------|-------|-------|
| 14 MAX | ATHLETE | Hometown | High School | Height | Institution | ELIGIBILITY | | | | | LEAGUE | | | TOP 15 | Team Sets Played | Totals | W 3-2 | W 3-1 | L 0-3 | L 1-3 | L 0-3 | L 1-3 | L 2-3 | L 1-3 | W 3-1 | L 2-3 | W 3-1 |
| 13 | Williams Kara | Mission, BC | | | UFV | | | | | | TTL Off | 92 | 1.59 | 96% | 96 | 146 | 12 | 13 | 3 | 4 | 0 | 6 | 3 | 0 | 3 | 2 | 5 |
| | Jersey # 16 | | | | | 1st | 2nd | 3rd | 4th | 5th | STAT | SP | AVG | Need 50% | 68 | | 3 | 2 | 4 | 2 | 4 | | | 4 | | | 2 |
| | Fischer Keira | Surrey, BC | | | UFV | 1 | UFV 2015-16 | | | | Digs | 68 | 0.49 | 71% | 96 | 33 | DNP | 0 | 0 | 3 | 1 | 0 | DNP | 4 | DNP | 4 | 0 |
| | Fischer Keira | Surrey, BC | | | UFV | | | | | | Kills | 68 | 0.90 | 71% | 96 | 61 | DNP | 0 | 4 | 4 | 3 | 0 | DNP | 3 | DNP | 5 | 0 |
| | Fischer Keira | Surrey, BC | | | UFV | | | | | | Blocks | 68 | 0.28 | 71% | 96 | 19 | DNP | 0 | 0 | 1 | 0 | 1 | DNP | 2 | DNP | 8 | 0 |
| | Fischer Keira | Surrey, BC | | | UFV | | | | | | Aces | 68 | 0.24 | 71% | 96 | 16 | DNP | 0 | 0 | 3 | 0 | 0 | DNP | 0 | DNP | 0 | 0 |
| 14 | Fischer Keira | Surrey, BC | | | UFV | | | | | | TTL Off | 68 | 1.41 | 71% | 96 | 96 | DNP | 0 | 4 | 8 | 3 | 1 | DNP | 5 | DNP | 0 | 0 |
| | Jersey # 17 | | | | | 1st | 2nd | 3rd | 4th | 5th | STAT | SP | AVG | Need 50% | 13 | | | | | | | | | | | | |
| | Campbell Brielle | White Rock, BC | | | UFV | 1 | UFV 2015-16 | | | | Digs | 13 | 0.54 | 14% | 96 | 7 | DNP | DNP | DNP | DNP | DNP | DNP | DNP | DNP | DNP | DNP | DNP |
| | Campbell Brielle | White Rock, BC | | | UFV | | | | | | Kills | 13 | 0.69 | 14% | 96 | 9 | DNP | DNP | DNP | DNP | DNP | DNP | DNP | DNP | DNP | DNP | DNP |
| | Campbell Brielle | White Rock, BC | | | UFV | | | | | | Blocks | 13 | 0.23 | 14% | 96 | 3 | DNP | DNP | DNP | DNP | DNP | DNP | DNP | DNP | DNP | DNP | DNP |
| | Campbell Brielle | White Rock, BC | | | UFV | | | | | | Aces | 13 | 0.08 | 14% | 96 | 1 | DNP | DNP | DNP | DNP | DNP | DNP | DNP | DNP | DNP | DNP | DNP |
| Campbell Brielle | White Rock, BC | | | UFV | | | | | | TTL Off | 13 | 1.00 | 14% | 96 | 13 | DNP | DNP | DNP | DNP | DNP | DNP | DNP | DNP | DNP | DNP | DNP | |

Summary Sheet Cross-Referenced with the Official Match Sheet >>>

| Change in Carding System implemented in 2013-14 | |
|---|---------------------------------|
| Warning Stage 1 | Verbal Warning |
| Warning Stage 2 | Yellow Card |
| Penalty (Sanction) | Red Card |
| Expulsion (Sanction) | Y/R (Held together in one Hand) |
| Disqualification (Sanction) | Y/R (One Card in EACH Hand) |

| | | |
|---------|---------|---|
| Digs | PENALTY |  |
| Kills | |  |
| Blocks | |  |
| Aces | |  |
| TTL Off | |  |

SANCTIONS (See Tab #1) - Any Player or Coach receiving a RED CARD will have t

Convenors are to check and confiirm with OFFICIAL Match Sheet. This spreadsh

Updated February 122, 2016

| <h2 style="margin:0;">Coaching Staff</h2> <div style="display: flex; justify-content: space-around; margin-top: 20px;"> <div style="text-align: center;"> <p>Michael Gilray Carl Nienhuis Kierra Noot Katie Peacock Alanna Blumhagen</p> </div> <div style="text-align: center;"> <p>Head Coach Assistant Coach Assistant Coach Assistant Coach Trainer</p> </div> </div> <div style="margin-top: 20px; display: flex; justify-content: space-between;"> Steve Tuckwood Athletic Director </div> | 2015 -16 | <div style="border: 1px solid black; padding: 10px; margin: 0 auto; width: 80%;"> <p style="margin:0;">Logo Here</p> </div> <h2 style="margin-top: 20px;">Abbotsford</h2> | CASCADES | <table border="1" style="font-size: 0.8em; border-collapse: collapse;"> <tr><th colspan="14">LEAGUE PLAY</th></tr> <tr> <th>Sat</th><th>Fri</th><th>Sat</th><th>Fri</th><th>Sat</th><th>Sat</th><th>Sun</th><th>Fri</th><th>Sat</th><th>Fri</th><th>Sat</th><th>Thu</th><th>Fri</th><th></th> </tr> <tr> <td>28-Nov-2015</td><td>8-Jan-2016</td><td>9-Jan-2016</td><td>15-Jan-2016</td><td>16-Jan-2016</td><td>30-Jan-2016</td><td>31-Jan-2016</td><td>5-Feb-2016</td><td>6-Feb-2016</td><td>12-Feb-2016</td><td>13-Feb-2016</td><td>18-Feb-2016</td><td>19-Feb-2016</td><td></td> </tr> <tr> <td>Capilano</td><td>Camosun</td><td>Camosun</td><td>VIU</td><td>VIU</td><td>COTR</td><td>COTR</td><td>Capilano</td><td>Capilano</td><td>Douglas</td><td>Douglas</td><td>CBC</td><td>CBC</td><td></td> </tr> <tr> <td>Home</td><td>Home</td><td>Home</td><td>Away</td><td>Away</td><td>Home</td><td>Home</td><td>Away</td><td>Away</td><td>Home</td><td>Home</td><td>Away</td><td>Away</td><td></td> </tr> </table> | LEAGUE PLAY | | | | | | | | | | | | | | Sat | Fri | Sat | Fri | Sat | Sat | Sun | Fri | Sat | Fri | Sat | Thu | Fri | | 28-Nov-2015 | 8-Jan-2016 | 9-Jan-2016 | 15-Jan-2016 | 16-Jan-2016 | 30-Jan-2016 | 31-Jan-2016 | 5-Feb-2016 | 6-Feb-2016 | 12-Feb-2016 | 13-Feb-2016 | 18-Feb-2016 | 19-Feb-2016 | | Capilano | Camosun | Camosun | VIU | VIU | COTR | COTR | Capilano | Capilano | Douglas | Douglas | CBC | CBC | | Home | Home | Home | Away | Away | Home | Home | Away | Away | Home | Home | Away | Away | |
|--|------------|---|-------------|---|-------------|-------------|------------|------------|-------------|-------------|-------------|-------------|--|--|--|--|--|--|-----|-----|-----|-----|-----|-----|-----|-----|-----|-----|-----|-----|-----|--|-------------|------------|------------|-------------|-------------|-------------|-------------|------------|------------|-------------|-------------|-------------|-------------|--|----------|---------|---------|-----|-----|------|------|----------|----------|---------|---------|-----|-----|--|------|------|------|------|------|------|------|------|------|------|------|------|------|--|
| LEAGUE PLAY | | | | | | | | | | | | | | | | | | | | | | | | | | | | | | | | | | | | | | | | | | | | | | | | | | | | | | | | | | | | | | | | | | | | | | | | | | |
| Sat | Fri | Sat | Fri | Sat | Sat | Sun | Fri | Sat | Fri | Sat | Thu | Fri | | | | | | | | | | | | | | | | | | | | | | | | | | | | | | | | | | | | | | | | | | | | | | | | | | | | | | | | | | | | | | |
| 28-Nov-2015 | 8-Jan-2016 | 9-Jan-2016 | 15-Jan-2016 | 16-Jan-2016 | 30-Jan-2016 | 31-Jan-2016 | 5-Feb-2016 | 6-Feb-2016 | 12-Feb-2016 | 13-Feb-2016 | 18-Feb-2016 | 19-Feb-2016 | | | | | | | | | | | | | | | | | | | | | | | | | | | | | | | | | | | | | | | | | | | | | | | | | | | | | | | | | | | | | | |
| Capilano | Camosun | Camosun | VIU | VIU | COTR | COTR | Capilano | Capilano | Douglas | Douglas | CBC | CBC | | | | | | | | | | | | | | | | | | | | | | | | | | | | | | | | | | | | | | | | | | | | | | | | | | | | | | | | | | | | | | |
| Home | Home | Home | Away | Away | Home | Home | Away | Away | Home | Home | Away | Away | | | | | | | | | | | | | | | | | | | | | | | | | | | | | | | | | | | | | | | | | | | | | | | | | | | | | | | | | | | | | | |






| International Status in Darker Blue | | | | | | SETS Played that Match >>>> | | | | | | | | | | 96 | | | | | | | | | | | | | | |
|-------------------------------------|---------|-----------------|----------------------|--------|-------------|-----------------------------|-------------|-------------|-------------|-------------|--------|---------|----|--------|------------------|--------|------|------|------|------|------|------|------|------|------|------|------|------|------|-----|
| ATHLETE | | Hometown | High School | Height | Institution | ELIGIBILITY | | | | | LEAGUE | | | TOP 15 | Team Sets Played | Totals | L0-3 | W3-0 | W3-1 | L1-3 | W3-2 | W3-1 | W3-1 | L1-3 | L1-3 | L0-3 | L2-3 | L1-3 | L1-3 | |
| | | | | | | YR | 1st | 2nd | 3rd | 4th | 5th | STAT | SP | AVG | Need 50% | | | | | | | | | | | | | | | |
| sey # 1 | | | | | | | | | | | | | | | | | | | | | | | | | | | | | | |
| Robertson | Kelly | Regina, SK | Greenall HS | 5'9" | UFV | 2 | UFV 2014-15 | UFV 2015-16 | | | | Digs | 89 | 2.81 | 93% | 96 | 250 | 9 | 10 | 11 | 7 | 14 | 21 | 23 | 18 | 7 | 8 | 16 | 9 | 15 |
| Robertson | Kelly | Regina, SK | Greenall HS | 5'9" | UFV | | | | | | | Kills | 89 | 2.31 | 93% | 96 | 206 | 10 | 9 | 12 | 10 | 10 | 16 | 20 | 16 | 7 | 9 | 7 | 7 | 7 |
| Robertson | Kelly | Regina, SK | Greenall HS | 5'9" | UFV | | | | | | | Blocks | 89 | 0.16 | 93% | 96 | 14 | 0 | 1 | 1 | 0 | 1 | 0 | 1 | 0 | 1 | 1 | 1 | 0 | 0 |
| Robertson | Kelly | Regina, SK | Greenall HS | 5'9" | UFV | | | | | | | Aces | 89 | 0.11 | 93% | 96 | 10 | 0 | 0 | 0 | 0 | 1 | 2 | 1 | 1 | 1 | 0 | 1 | 1 | 0 |
| Robertson | Kelly | Regina, SK | Greenall HS | 5'9" | UFV | | | | | | | TTL Off | 89 | 2.58 | 93% | 96 | 230 | 10 | 10 | 13 | 10 | 12 | 18 | 22 | 17 | 9 | 10 | 9 | 8 | 7 |
| sey # 2 | | | | | | | | | | | | | | | | | | | | | | | | | | | | | | |
| Kidd | Chelsea | Surrey, BC | Clayton Heights Sec. | 5'10" | UFV | 1 | UFV 2015-16 | | | | | Digs | 57 | 1.47 | 59% | 96 | 84 | 2 | DNP | DNP | 0 | 6 | 0 | DNP | 13 | 10 | DNP | 1 | 1 | 7 |
| Kidd | Chelsea | Surrey, BC | Clayton Heights Sec. | 5'10" | UFV | | | | | | | Kills | 57 | 1.18 | 59% | 96 | 67 | 3 | DNP | DNP | 0 | 5 | 1 | DNP | 4 | 7 | DNP | 0 | 6 | 9 |
| Kidd | Chelsea | Surrey, BC | Clayton Heights Sec. | 5'10" | UFV | | | | | | | Blocks | 57 | 0.09 | 59% | 96 | 5 | 1 | DNP | DNP | 0 | 1 | 0 | DNP | 0 | 0 | DNP | 0 | 1 | 0 |
| Kidd | Chelsea | Surrey, BC | Clayton Heights Sec. | 5'10" | UFV | | | | | | | Aces | 57 | 0.23 | 59% | 96 | 13 | 0 | DNP | DNP | 0 | 1 | 1 | DNP | 0 | 1 | DNP | 0 | 0 | 1 |
| Kidd | Chelsea | Surrey, BC | Clayton Heights Sec. | 5'10" | UFV | | | | | | | TTL Off | 57 | 1.49 | 59% | 96 | 85 | 4 | DNP | DNP | 0 | 7 | 2 | DNP | 4 | 8 | DNP | 0 | 7 | 10 |
| sey # 3 | | | | | | | | | | | | | | | | | | | | | | | | | | | | | | |
| Davidson | Amy | North Delta, BC | Seaquam Sec. | 5'9" | UFV | 2 | UFV 2014-15 | UFV 2015-16 | | | | Digs | 88 | 3.92 | 92% | 96 | 345 | 13 | 11 | 14 | 21 | 30 | 24 | 22 | 19 | 12 | 10 | 16 | 13 | 10 |
| Davidson | Amy | North Delta, BC | Seaquam Sec. | 5'9" | UFV | | | | | | | Kills | 88 | 0.00 | 92% | 96 | 0 | 0 | 0 | 0 | 0 | 0 | 0 | 0 | 0 | 0 | 0 | 0 | 0 | 0 |
| Davidson | Amy | North Delta, BC | Seaquam Sec. | 5'9" | UFV | | | | | | | Blocks | 88 | 0.00 | 92% | 96 | 0 | 0 | 0 | 0 | 0 | 0 | 0 | 0 | 0 | 0 | 0 | 0 | 0 | 0 |
| Davidson | Amy | North Delta, BC | Seaquam Sec. | 5'9" | UFV | | | | | | | Aces | 88 | 0.01 | 92% | 96 | 1 | 0 | 0 | 0 | 0 | 0 | 0 | 0 | 0 | 0 | 0 | 0 | 0 | 0 |
| Davidson | Amy | North Delta, BC | Seaquam Sec. | 5'9" | UFV | | | | | | | TTL Off | 88 | 0.01 | 92% | 96 | 1 | 0 | 0 | 0 | 0 | 0 | 0 | 0 | 0 | 0 | 0 | 0 | 0 | 0 |
| sey # 4 | | | | | | | | | | | | | | | | | | | | | | | | | | | | | | |
| Huber | Monique | Vancouver, BC | Carson Graham Sec. | 5'11" | UFV | 3 | UFV 2013-14 | UFV 2014-15 | UFV 2015-16 | | | Digs | 71 | 0.54 | 74% | 96 | 38 | 0 | 1 | 3 | Inj | Inj | Inj | Inj | 2 | 2 | 2 | 0 | Inj | Inj |
| Huber | Monique | Vancouver, BC | Carson Graham Sec. | 5'11" | UFV | | | | | | | Kills | 71 | 1.39 | 74% | 96 | 99 | 3 | 1 | 5 | Inj | Inj | Inj | Inj | 9 | 6 | 0 | 2 | Inj | Inj |
| Huber | Monique | Vancouver, BC | Carson Graham Sec. | 5'11" | UFV | | | | | | | Blocks | 71 | 0.24 | 74% | 96 | 17 | 0 | 1 | 0 | Inj | Inj | Inj | Inj | 0 | 0 | 0 | 0 | Inj | Inj |
| Huber | Monique | Vancouver, BC | Carson Graham Sec. | 5'11" | UFV | | | | | | | Aces | 71 | 0.63 | 74% | 96 | 45 | 1 | 0 | 0 | Inj | Inj | Inj | Inj | 11 | 2 | 0 | 1 | Inj | Inj |
| Huber | Monique | Vancouver, BC | Carson Graham Sec. | 5'11" | UFV | | | | | | | TTL Off | 71 | 2.27 | 74% | 96 | 161 | 4 | 2 | 5 | Inj | Inj | Inj | 20 | 8 | 0 | 3 | Inj | Inj | |
| sey # 5 | | | | | | | | | | | | | | | | | | | | | | | | | | | | | | |
| Flores | Ray | Vancouver, BC | St. Pats | | UFV | 4 | DC 2011-12 | DC 2012-13 | DC 2013-14 | UFV 2015-16 | | Digs | 79 | 1.67 | 82% | 96 | 132 | Inj | 8 | 6 | 4 | 3 | 1 | 3 | 6 | 10 | 2 | 4 | 4 | 15 |
| Flores | Ray | Vancouver, BC | St. Pats | | UFV | | | | | | | Kills | 79 | 0.00 | 82% | 96 | 0 | Inj | 0 | 0 | 0 | 0 | 0 | 0 | 0 | 0 | 0 | 0 | 0 | 0 |
| Flores | Ray | Vancouver, BC | St. Pats | | UFV | | | | | | | Blocks | 79 | 0.00 | 82% | 96 | 0 | Inj | 0 | 0 | 0 | 0 | 0 | 0 | 0 | 0 | 0 | 0 | 0 | 0 |
| Flores | Ray | Vancouver, BC | St. Pats | | UFV | | | | | | | Aces | 79 | 0.10 | 82% | 96 | 8 | Inj | 0 | 2 | 0 | 1 | 0 | 0 | 0 | 1 | 0 | 1 | 1 | 0 |

| International Status in Darker Blue | | | | | SETS Played that Match >>>> | | | | | | | | | | 96 | 3 | 3 | 4 | 4 | 5 | 4 | 4 | 4 | 4 | 3 | 5 | 4 | 4 | | |
|-------------------------------------|---------|----------------|-------------|--------|-----------------------------|-------------|-----|-----|-----|-----|---------|----|------|----------|------------------|--------|-------|-------|-------|-------|-------|-------|-------|-------|-------|-------|-------|-------|-------|-----|
| ATHLETE | | Hometown | High School | Height | Institution | ELIGIBILITY | | | | | LEAGUE | | | TOP 15 | Team Sets Played | Totals | L 0-3 | W 3-0 | W 3-1 | L 1-3 | W 3-2 | W 3-1 | W 3-1 | L 1-3 | L 1-3 | L 0-3 | L 2-3 | L 1-3 | L 1-3 | |
| Williams | Kara | Mission, BC | | | UFV | | | | | | TTL Off | 92 | 1.59 | 96% | 96 | 146 | 1 | 8 | 10 | 7 | 10 | 13 | 13 | 11 | 5 | 6 | 6 | 2 | 3 | |
| sey # 16 | | | | | | 1st | 2nd | 3rd | 4th | 5th | STAT | SP | AVG | Need 50% | 68 | 3 | 2 | 4 | 4 | 5 | 4 | 4 | 4 | 3 | 3 | 3 | 4 | 4 | | |
| Fischer | Keira | Surrey, BC | | | UFV | 1 | | | | | Digs | 68 | 0.49 | 71% | 96 | 33 | 0 | 0 | 1 | 2 | 2 | 1 | 4 | 2 | 3 | 0 | 0 | 1 | 5 | |
| Fischer | Keira | Surrey, BC | | | UFV | | | | | | Kills | 68 | 0.90 | 71% | 96 | 61 | 2 | 0 | 8 | 1 | 5 | 3 | 6 | 6 | 0 | 3 | 3 | 3 | 2 | |
| Fischer | Keira | Surrey, BC | | | UFV | | | | | | Blocks | 68 | 0.28 | 71% | 96 | 19 | 0 | 0 | 0 | 1 | 0 | 2 | 1 | 2 | 0 | 0 | 0 | 0 | 1 | |
| Fischer | Keira | Surrey, BC | | | UFV | | | | | | Aces | 68 | 0.24 | 71% | 96 | 16 | 0 | 0 | 2 | 0 | 2 | 0 | 0 | 2 | 0 | 1 | 2 | 3 | 1 | |
| Fischer | Keira | Surrey, BC | | | UFV | | | | | | TTL Off | 68 | 1.41 | 71% | 96 | 96 | 2 | 0 | 10 | 2 | 7 | 5 | 7 | 10 | 0 | 4 | 5 | 6 | 4 | |
| sey # 17 | | | | | | 1st | 2nd | 3rd | 4th | 5th | STAT | SP | AVG | Need 50% | 13 | | | | 4 | 5 | | | | | | | | 4 | | |
| Campbell | Brielle | White Rock, BC | | | UFV | 1 | | | | | Digs | 13 | 0.54 | 14% | 96 | 7 | DNP | DNP | DNP | 2 | 4 | DNP | DNP | DNP | DNP | DNP | DNP | DNP | 1 | DNP |
| Campbell | Brielle | White Rock, BC | | | UFV | | | | | | Kills | 13 | 0.69 | 14% | 96 | 9 | DNP | DNP | DNP | 2 | 5 | DNP | DNP | DNP | DNP | DNP | DNP | DNP | 2 | DNP |
| Campbell | Brielle | White Rock, BC | | | UFV | | | | | | Blocks | 13 | 0.23 | 14% | 96 | 3 | DNP | DNP | DNP | 0 | 2 | DNP | DNP | DNP | DNP | DNP | DNP | 1 | DNP | |
| Campbell | Brielle | White Rock, BC | | | UFV | | | | | | Aces | 13 | 0.08 | 14% | 96 | 1 | DNP | DNP | DNP | 0 | 0 | DNP | DNP | DNP | DNP | DNP | DNP | 1 | DNP | |
| Campbell | Brielle | White Rock, BC | | | UFV | | | | | | TTL Off | 13 | 1.00 | 14% | 96 | 13 | DNP | DNP | DNP | 2 | 7 | DNP | DNP | DNP | DNP | DNP | DNP | 4 | DNP | |

Summary Sheet Cross-Referenced with the Official Match Sheet >>>

Change in Carding System implemented in 2013-14

- ge 1 Verbal Warning
- ge 2 Yellow Card
- ction) Red Card
- anction) Y/R (Held together in one Hand)
- ion (Sanction) Y/R (One Card in EACH Hand)

| | | |
|---------|----------------|---|
| Digs | PENALTY |  |
| Kills | |  |
| Blocks | |  |
| Aces | |  |
| TTL Off | |  |

SANCTIONS (See Tab #1) - Any Playertheir column highlighted in RED.

Convenors are to check and confiirmet is NOT official.

| | | | | | | | | | | | |
|---|--|-----------------|-----------|-------------------|-----------------|-----|--|--|-----------|-----|-----|
| Coaching Staff | | 2015 -16 | Logo Here | Abbotsford | CASCADES | BCs | | | Nationals | | |
| Michael Gilray Carl Nienhuis Kierra Noot Katie Peacock Alanna Blumhagen | Head Coach Assistant Coach Assistant Coach Assistant Coach Trainer | | | | | Thu | | | Thu | Fri | Sat |
| Steve Tuckwood Athletic Director | | | | | | | | | | | |

| International Status in Darker Blue | | | | | | SETS Played that Match >>>> | | | | | | | | | | | 96 | PLAYOFFS | | | | | | | | | |
|-------------------------------------|---------|-----------------|----------------------|--------|-------------|-----------------------------|-------------|-------------|-------------|-------------|--------|---------|----|--------|------------------|--------|-----|----------|--------|-----|--------|---|---|---|---|---|--|
| ATHLETE | | Hometown | High School | Height | Institution | ELIGIBILITY | | | | | LEAGUE | | | TOP 15 | Team Sets Played | Totals | SP | AVG | Totals | | | | | | | | |
| sey # | 1 | | | | | YR | 1st | 2nd | 3rd | 4th | 5th | STAT | SP | AVG | Need 50% | | 89 | | SP | AVG | Totals | | | | | | |
| Robertson | Kelly | Regina, SK | Greenall HS | 5'9" | UFV | 2 | UFV 2014-15 | UFV 2015-16 | | | | Digs | 89 | 2.81 | 93% | 96 | 250 | Digs | 0.00 | 0 | | | | | | | |
| Robertson | Kelly | Regina, SK | Greenall HS | 5'9" | UFV | | | | | | | Kills | 89 | 2.31 | 93% | 96 | 206 | Kills | 0.00 | 0 | | | | | | | |
| Robertson | Kelly | Regina, SK | Greenall HS | 5'9" | UFV | | | | | | | Blocks | 89 | 0.16 | 93% | 96 | 14 | Blocks | 0.00 | 0 | | | | | | | |
| Robertson | Kelly | Regina, SK | Greenall HS | 5'9" | UFV | | | | | | | Aces | 89 | 0.11 | 93% | 96 | 10 | Aces | 0.00 | 0 | | | | | | | |
| Robertson | Kelly | Regina, SK | Greenall HS | 5'9" | UFV | | | | | | | TTL Off | 89 | 2.58 | 93% | 96 | 230 | TTL Off | 0.00 | 0 | 0 | 0 | 0 | 0 | 0 | 0 | |
| sey # 2 | | | | | | | 1st | 2nd | 3rd | 4th | 5th | STAT | SP | AVG | Need 50% | | 57 | | SP | AVG | Totals | | | | | | |
| Kidd | Chelsea | Surrey, BC | Clayton Heights Sec. | 5'10" | UFV | 1 | UFV 2015-16 | | | | | Digs | 57 | 1.47 | 59% | 96 | 84 | Digs | ##### | 0 | | | | | | | |
| Kidd | Chelsea | Surrey, BC | Clayton Heights Sec. | 5'10" | UFV | | | | | | | Kills | 57 | 1.18 | 59% | 96 | 67 | Kills | ##### | 0 | | | | | | | |
| Kidd | Chelsea | Surrey, BC | Clayton Heights Sec. | 5'10" | UFV | | | | | | | Blocks | 57 | 0.09 | 59% | 96 | 5 | Blocks | ##### | 0 | | | | | | | |
| Kidd | Chelsea | Surrey, BC | Clayton Heights Sec. | 5'10" | UFV | | | | | | | Aces | 57 | 0.23 | 59% | 96 | 13 | Aces | ##### | 0 | | | | | | | |
| Kidd | Chelsea | Surrey, BC | Clayton Heights Sec. | 5'10" | UFV | | | | | | | TTL Off | 57 | 1.49 | 59% | 96 | 85 | TTL Off | ##### | 0 | 0 | 0 | 0 | 0 | 0 | 0 | |
| sey # 3 | | | | | | | 1st | 2nd | 3rd | 4th | 5th | STAT | SP | AVG | Need 50% | | 88 | | SP | AVG | Totals | | | | | | |
| Davidson | Amy | North Delta, BC | Seaquam Sec. | 5'9" | UFV | 2 | UFV 2014-15 | UFV 2015-16 | | | | Digs | 88 | 3.92 | 92% | 96 | 345 | Digs | 0.00 | 0 | | | | | | | |
| Davidson | Amy | North Delta, BC | Seaquam Sec. | 5'9" | UFV | | | | | | | Kills | 88 | 0.00 | 92% | 96 | 0 | Kills | 0.00 | 0 | | | | | | | |
| Davidson | Amy | North Delta, BC | Seaquam Sec. | 5'9" | UFV | | | | | | | Blocks | 88 | 0.00 | 92% | 96 | 0 | Blocks | 0.00 | 0 | | | | | | | |
| Davidson | Amy | North Delta, BC | Seaquam Sec. | 5'9" | UFV | | | | | | | Aces | 88 | 0.01 | 92% | 96 | 1 | Aces | 0.00 | 0 | | | | | | | |
| Davidson | Amy | North Delta, BC | Seaquam Sec. | 5'9" | UFV | | | | | | | TTL Off | 88 | 0.01 | 92% | 96 | 1 | TTL Off | 0.00 | 0 | 0 | 0 | 0 | 0 | 0 | 0 | |
| sey # 4 | | | | | | | 1st | 2nd | 3rd | 4th | 5th | STAT | SP | AVG | Need 50% | | 71 | | SP | AVG | Totals | | | | | | |
| Huber | Monique | Vancouver, BC | Carson Graham Sec. | 5'11" | UFV | 3 | UFV 2013-14 | UFV 2014-15 | UFV 2015-16 | | | Digs | 71 | 0.54 | 74% | 96 | 38 | Digs | ##### | 0 | | | | | | | |
| Huber | Monique | Vancouver, BC | Carson Graham Sec. | 5'11" | UFV | | | | | | | Kills | 71 | 1.39 | 74% | 96 | 99 | Kills | ##### | 0 | | | | | | | |
| Huber | Monique | Vancouver, BC | Carson Graham Sec. | 5'11" | UFV | | | | | | | Blocks | 71 | 0.24 | 74% | 96 | 17 | Blocks | ##### | 0 | | | | | | | |
| Huber | Monique | Vancouver, BC | Carson Graham Sec. | 5'11" | UFV | | | | | | | Aces | 71 | 0.63 | 74% | 96 | 45 | Aces | ##### | 0 | | | | | | | |
| Huber | Monique | Vancouver, BC | Carson Graham Sec. | 5'11" | UFV | | | | | | | TTL Off | 71 | 2.27 | 74% | 96 | 161 | TTL Off | ##### | 0 | 0 | 0 | 0 | 0 | 0 | 0 | |
| sey # 5 | | | | | | | 1st | 2nd | 3rd | 4th | 5th | STAT | SP | AVG | Need 50% | | 79 | | SP | AVG | Totals | | | | | | |
| Flores | Ray | Vancouver, BC | St. Pats | | UFV | 4 | DC 2011-12 | DC 2012-13 | DC 2013-14 | UFV 2015-16 | | Digs | 79 | 1.67 | 82% | 96 | 132 | Digs | ##### | 0 | | | | | | | |
| Flores | Ray | Vancouver, BC | St. Pats | | UFV | | | | | | | Kills | 79 | 0.00 | 82% | 96 | 0 | Kills | ##### | 0 | | | | | | | |
| Flores | Ray | Vancouver, BC | St. Pats | | UFV | | | | | | | Blocks | 79 | 0.00 | 82% | 96 | 0 | Blocks | ##### | 0 | | | | | | | |
| Flores | Ray | Vancouver, BC | St. Pats | | UFV | | | | | | | Aces | 79 | 0.10 | 82% | 96 | 8 | Aces | ##### | 0 | | | | | | | |

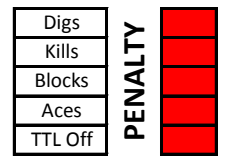
| International Status in Darker Blue | | | | | | SETS Played that Match >>>> | | | | | | | | | | 96 | | | | | | | | | | | |
|-------------------------------------|----------|-----------------|-------------------|--------|-------------|-----------------------------|-------------|-------------|-------------|-------------|-------------|---------|------|----------|------------------|--------|----------|---------|--------|---|---|---|---|---|---|---|---|
| ATHLETE | | Hometown | High School | Height | Institution | ELIGIBILITY | | | | | LEAGUE | | | TOP 15 | Team Sets Played | Totals | PLAYOFFS | | | | | | | | | | |
| | | | | | | 1st | 2nd | 3rd | 4th | 5th | STAT | SP | AVG | Need 50% | | | SP | AVG | Totals | | | | | | | | |
| Flores | Ray | Vancouver, BC | St. Pats | | UFV | | | | | | TTL Off | 79 | 0.10 | 82% | 96 | 8 | TTL Off | ##### | 0 | 0 | 0 | 0 | 0 | 0 | 0 | 0 | |
| sey # 6 | | | | | | | | | | | | | | | | | | | | | | | | | | | |
| Blandford | Nicole | Surrey, BC | North Surrey Sec. | 5'8" | UFV | 5 | UFV 2011-12 | UFV 2012-13 | UFV 2013-14 | UFV 2014-15 | UFV 2015-16 | Digs | 96 | 2.28 | 100% | 96 | 219 | Digs | ##### | 0 | | | | | | | |
| Blandford | Nicole | Surrey, BC | North Surrey Sec. | 5'8" | UFV | | | | | | | Kills | 96 | 0.18 | 100% | 96 | 17 | Kills | ##### | 0 | | | | | | | |
| Blandford | Nicole | Surrey, BC | North Surrey Sec. | 5'8" | UFV | | | | | | | Blocks | 96 | 0.15 | 100% | 96 | 14 | Blocks | ##### | 0 | | | | | | | |
| Blandford | Nicole | Surrey, BC | North Surrey Sec. | 5'8" | UFV | | | | | | | Aces | 96 | 0.56 | 100% | 96 | 54 | Aces | ##### | 0 | | | | | | | |
| Blandford | Nicole | Surrey, BC | North Surrey Sec. | 5'8" | UFV | | | | | | | TTL Off | 96 | 0.89 | 100% | 96 | 85 | TTL Off | ##### | 0 | 0 | 0 | 0 | 0 | 0 | 0 | |
| sey # 7 | | | | | | | | | | | | | | | | | | | | | | | | | | | |
| Funk | Rachel | Surrey, BC | Pacific Academy | 5'6" | UFV | 2 | UFV 2014-15 | UFV 2015-16 | | | | Digs | 88 | 2.50 | 92% | 96 | 220 | Digs | ##### | 0 | | | | | | | |
| Funk | Rachel | Surrey, BC | Pacific Academy | 5'6" | UFV | | | | | | | Kills | 88 | 2.31 | 92% | 96 | 203 | Kills | ##### | 0 | | | | | | | |
| Funk | Rachel | Surrey, BC | Pacific Academy | 5'6" | UFV | | | | | | | Blocks | 88 | 0.09 | 92% | 96 | 8 | Blocks | ##### | 0 | | | | | | | |
| Funk | Rachel | Surrey, BC | Pacific Academy | 5'6" | UFV | | | | | | | Aces | 88 | 0.23 | 92% | 96 | 20 | Aces | ##### | 0 | | | | | | | |
| Funk | Rachel | Surrey, BC | Pacific Academy | 5'6" | UFV | | | | | | | TTL Off | 88 | 2.63 | 92% | 96 | 231 | TTL Off | ##### | 0 | 0 | 0 | 0 | 0 | 0 | 0 | |
| sey # 9 | | | | | | | | | | | | | | | | | | | | | | | | | | | |
| Erikson | Mandelyn | Coquitlam, BC | Charles Best Sec. | 5'11" | UFV | 2 | UFV 2014-15 | UFV 2015-16 | | | | Digs | 76 | 0.55 | 79% | 96 | 42 | Digs | ##### | 0 | | | | | | | |
| Erikson | Mandelyn | Coquitlam, BC | Charles Best Sec. | 5'11" | UFV | | | | | | | Kills | 76 | 1.12 | 79% | 96 | 85 | Kills | ##### | 0 | | | | | | | |
| Erikson | Mandelyn | Coquitlam, BC | Charles Best Sec. | 5'11" | UFV | | | | | | | Blocks | 76 | 0.17 | 79% | 96 | 13 | Blocks | ##### | 0 | | | | | | | |
| Erikson | Mandelyn | Coquitlam, BC | Charles Best Sec. | 5'11" | UFV | | | | | | | Aces | 76 | 0.18 | 79% | 96 | 14 | Aces | ##### | 0 | | | | | | | |
| Erikson | Mandelyn | Coquitlam, BC | Charles Best Sec. | 5'11" | UFV | | | | | | | TTL Off | 76 | 1.47 | 79% | 96 | 112 | TTL Off | ##### | 0 | 0 | 0 | 0 | 0 | 0 | 0 | |
| sey # 10 | | | | | | YR | 1st | 2nd | 3rd | 4th | 5th | STAT | SP | AVG | 50% after Week 2 | 21 | | | | | | | | | | | |
| Randhawa | Reena | Abbotsford, BC | WJ Mouat | 5'10" | UFV | 3 | CAP 2011-12 | UFV 2014-15 | UFV 2015-16 | | | Digs | 21 | 0.38 | 44% | 48 | 8 | Digs | ##### | 0 | | | | | | | |
| Randhawa | Reena | Abbotsford, BC | WJ Mouat | 5'10" | UFV | | | | | | | Kills | 21 | 0.05 | 44% | 48 | 1 | Kills | ##### | 0 | | | | | | | |
| Randhawa | Reena | Abbotsford, BC | WJ Mouat | 5'10" | UFV | | | | | | | Blocks | 21 | 0.05 | 44% | 48 | 1 | Blocks | ##### | 0 | | | | | | | |
| Randhawa | Reena | Abbotsford, BC | WJ Mouat | 5'10" | UFV | | | | | | | Aces | 21 | 0.05 | 44% | 48 | 1 | Aces | ##### | 0 | | | | | | | |
| Randhawa | Reena | Abbotsford, BC | WJ Mouat | 5'10" | UFV | | | | | | | TTL Off | 21 | 0.14 | 44% | 48 | 3 | TTL Off | ##### | 0 | 0 | 0 | 0 | 0 | 0 | 0 | |
| sey # 11 | | | | | | | | | | | | | | | | | | | | | | | | | | | |
| King | Cassidy | North Delta, BC | | | UFV | 1 | UFV 2015-16 | | | | | Digs | 8 | 0.13 | 8% | 96 | 1 | Digs | ##### | 0 | | | | | | | |
| King | Cassidy | North Delta, BC | | | UFV | | | | | | | Kills | 8 | 0.00 | 8% | 96 | 0 | Kills | ##### | 0 | | | | | | | |
| King | Cassidy | North Delta, BC | | | UFV | | | | | | | Blocks | 8 | 0.00 | 8% | 96 | 0 | Blocks | ##### | 0 | | | | | | | |
| King | Cassidy | North Delta, BC | | | UFV | | | | | | | Aces | 8 | 0.00 | 8% | 96 | 0 | Aces | ##### | 0 | | | | | | | |
| King | Cassidy | North Delta, BC | | | UFV | | | | | | | TTL Off | 8 | 0.00 | 8% | 96 | 0 | TTL Off | ##### | 0 | 0 | 0 | 0 | 0 | 0 | 0 | |
| sey # 13 | | | | | | | | | | | | | | | | | | | | | | | | | | | |
| Faester | Christie | White Rock, BC | | | UFV | 1 | UFV 2015-16 | | | | | Digs | 0 | #DIV/0! | 0% | 96 | 0 | | | | | | | | | | |
| Faester | Christie | White Rock, BC | | | UFV | | | | | | | Kills | 0 | #DIV/0! | 0% | 96 | 0 | | | | | | | | | | |
| Faester | Christie | White Rock, BC | | | UFV | | | | | | | Blocks | 0 | #DIV/0! | 0% | 96 | 0 | | | | | | | | | | |
| Faester | Christie | White Rock, BC | | | UFV | | | | | | | Aces | 0 | #DIV/0! | 0% | 96 | 0 | | | | | | | | | | |
| Faester | Christie | White Rock, BC | | | UFV | | | | | | | TTL Off | 0 | #DIV/0! | 0% | 96 | 0 | | | | | | | | 0 | 0 | 0 |
| sey # 14 | | | | | | | | | | | | | | | | | | | | | | | | | | | |
| Neetz | Jade | Chilliwack, BC | | | UFV | 1 | UFV 2015-16 | | | | | Digs | 12 | 0.92 | 13% | 96 | 11 | Digs | 0.00 | 0 | | | | | | | |
| Neetz | Jade | Chilliwack, BC | | | UFV | | | | | | | Kills | 12 | 0.67 | 13% | 96 | 8 | Kills | 0.00 | 0 | | | | | | | |
| Neetz | Jade | Chilliwack, BC | | | UFV | | | | | | | Blocks | 12 | 0.17 | 13% | 96 | 2 | Blocks | 0.00 | 0 | | | | | | | |
| Neetz | Jade | Chilliwack, BC | | | UFV | | | | | | | Aces | 12 | 0.08 | 13% | 96 | 1 | Aces | 0.00 | 0 | | | | | | | |
| Neetz | Jade | Chilliwack, BC | | | UFV | | | | | | | TTL Off | 12 | 0.92 | 13% | 96 | 11 | TTL Off | 0.00 | 0 | 0 | 0 | 0 | 0 | 0 | 0 | |
| sey # 15 | | | | | | | | | | | | | | | | | | | | | | | | | | | |
| Williams | Kara | Mission, BC | | | UFV | 1 | UFV 2015-16 | | | | | Digs | 92 | 2.07 | 96% | 96 | 190 | Digs | ##### | 0 | | | | | | | |
| Williams | Kara | Mission, BC | | | UFV | | | | | | | Kills | 92 | 1.05 | 96% | 96 | 97 | Kills | ##### | 0 | | | | | | | |
| Williams | Kara | Mission, BC | | | UFV | | | | | | | Blocks | 92 | 0.30 | 96% | 96 | 28 | Blocks | ##### | 0 | | | | | | | |
| Williams | Kara | Mission, BC | | | UFV | | | | | | | Aces | 92 | 0.23 | 96% | 96 | 21 | Aces | ##### | 0 | | | | | | | |

| International Status in Darker Blue | | | | | SETS Played that Match >>>> | | | | | | | | | | 96 | | | | | | | | | |
|-------------------------------------|---------|----------------|-------------|--------|-----------------------------|-------------|-----|-----|-----|-----|---------|----|------|----------|------------------|--------|----------|-------|--------|---|---|---|---|---|
| ATHLETE | | Hometown | High School | Height | Institution | ELIGIBILITY | | | | | LEAGUE | | | TOP 15 | Team Sets Played | Totals | PLAYOFFS | | | | | | | |
| Williams | Kara | Mission, BC | | | UFV | | | | | | TTL Off | 92 | 1.59 | 96% | 96 | 146 | TTL Off | ##### | 0 | 0 | 0 | 0 | 0 | 0 |
| sey # 16 | | | | | | 1st | 2nd | 3rd | 4th | 5th | STAT | SP | AVG | Need 50% | | 68 | SP | AVG | Totals | | | | | |
| Fischer | Keira | Surrey, BC | | | UFV | 1 | | | | | Digs | 68 | 0.49 | 71% | 96 | 33 | Digs | ##### | 0 | | | | | |
| Fischer | Keira | Surrey, BC | | | UFV | | | | | | Kills | 68 | 0.90 | 71% | 96 | 61 | Kills | ##### | 0 | | | | | |
| Fischer | Keira | Surrey, BC | | | UFV | | | | | | Blocks | 68 | 0.28 | 71% | 96 | 19 | Blocks | ##### | 0 | | | | | |
| Fischer | Keira | Surrey, BC | | | UFV | | | | | | Aces | 68 | 0.24 | 71% | 96 | 16 | Aces | ##### | 0 | | | | | |
| Fischer | Keira | Surrey, BC | | | UFV | | | | | | TTL Off | 68 | 1.41 | 71% | 96 | 96 | TTL Off | ##### | 0 | 0 | 0 | 0 | 0 | 0 |
| sey # 17 | | | | | | 1st | 2nd | 3rd | 4th | 5th | STAT | SP | AVG | Need 50% | | 13 | SP | AVG | Totals | | | | | |
| Campbell | Brielle | White Rock, BC | | | UFV | 1 | | | | | Digs | 13 | 0.54 | 14% | 96 | 7 | Digs | ##### | 0 | | | | | |
| Campbell | Brielle | White Rock, BC | | | UFV | | | | | | Kills | 13 | 0.69 | 14% | 96 | 9 | Kills | ##### | 0 | | | | | |
| Campbell | Brielle | White Rock, BC | | | UFV | | | | | | Blocks | 13 | 0.23 | 14% | 96 | 3 | Blocks | ##### | 0 | | | | | |
| Campbell | Brielle | White Rock, BC | | | UFV | | | | | | Aces | 13 | 0.08 | 14% | 96 | 1 | Aces | ##### | 0 | | | | | |
| Campbell | Brielle | White Rock, BC | | | UFV | | | | | | TTL Off | 13 | 1.00 | 14% | 96 | 13 | TTL Off | ##### | 0 | 0 | 0 | 0 | 0 | 0 |

Summary Sheet Cross-Referenced with the Official Match Sheet >>>

Change in Carding System implemented in 2013-14

- ge 1 Verbal Warning
- ge 2 Yellow Card
- ction) Red Card
- anction) Y/R (Held together in one Hand)
- ion (Sanction) Y/R (One Card in EACH Hand)



SANCTIONS (See Tab #1) - Any Player

Convenors are to check and confiirm